




Test report is for reference only.

**TEST REPORT**  
for  
**JXWBOH-T-10-500-10**

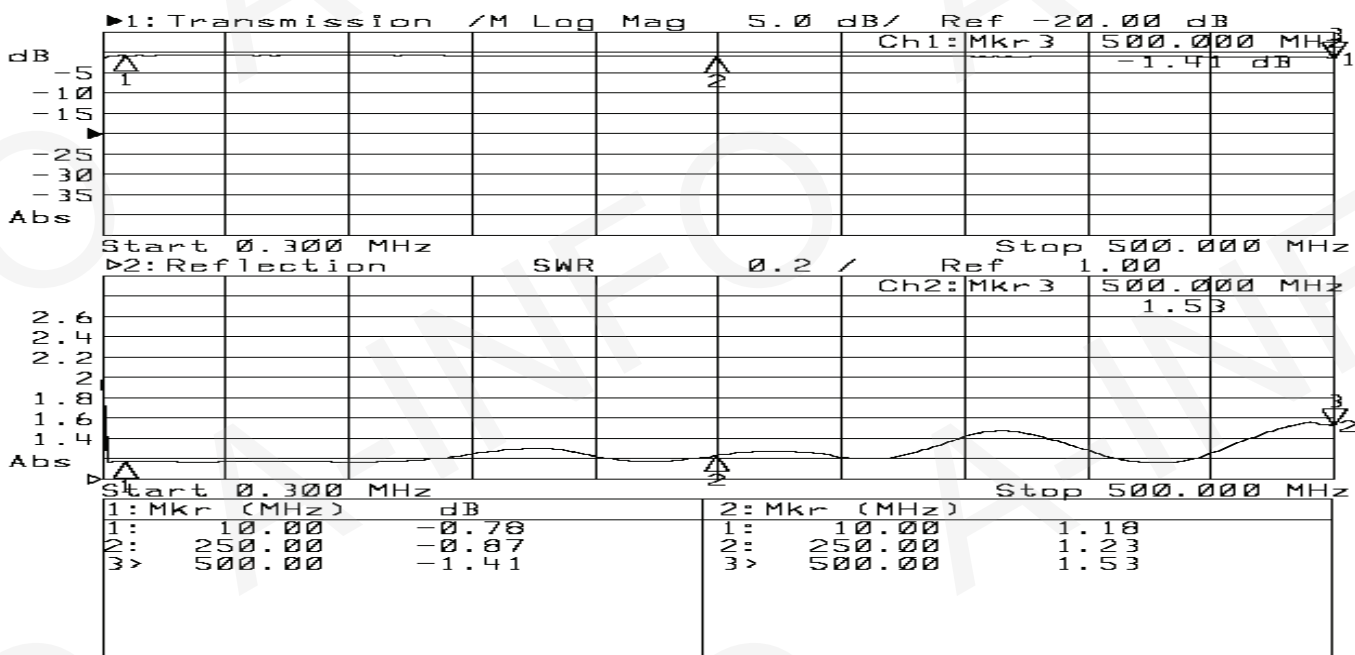


## Technical Specification

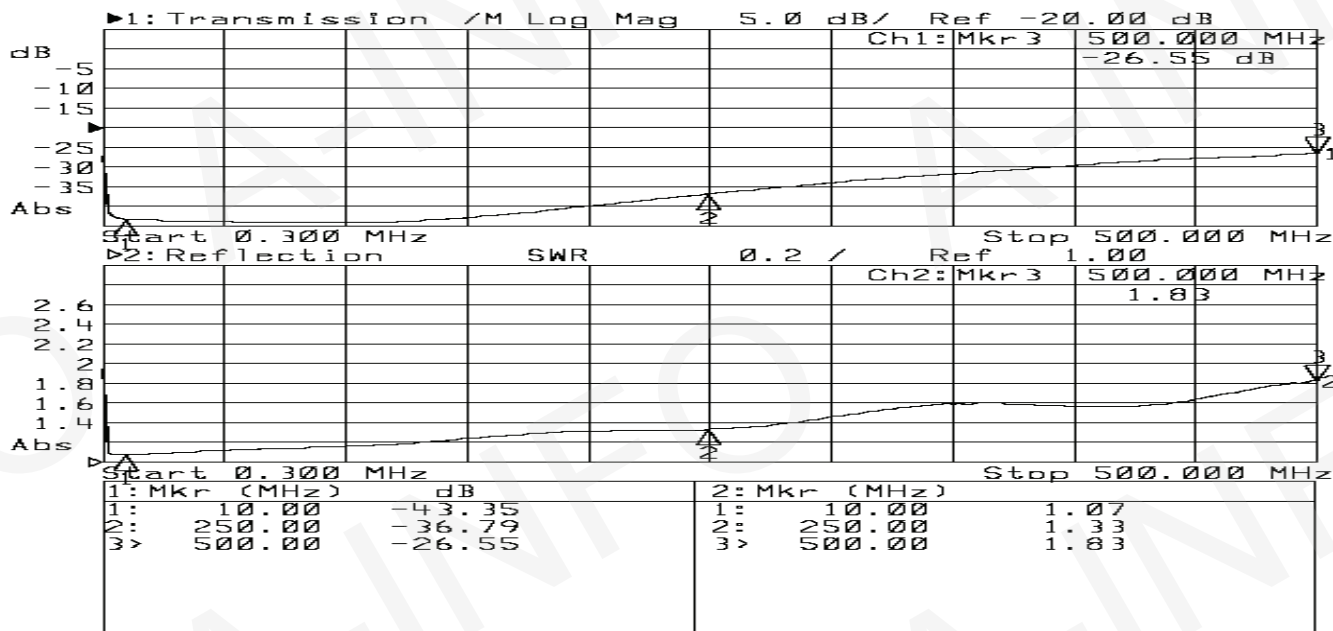
<b>Frequency Range(MHz)</b>	10-500
<b>Coupling(dB)</b>	10±1.0
<b>Insertion Loss(dB)</b>	2 max
<b>Isolation(dB)</b>	25 min
<b>Input VSWR</b>	1.6 max
<b>Output VSWR</b>	1.6 max
<b>Coupling Port VSWR</b>	2.0 max
<b>Impedance(Ohm)</b>	50
<b>Power(W)</b>	50
<b>Connector</b>	SMA-Female
<b>Size(mm)</b>	40 x 34 x 20
<b>Gross Weight(Kg)</b>	0.0925 Around

## Test Results

### 1. Insertion Loss & VSWR



### 2. Isolation & VSWR



### 3. Coupling & VSWR

