

The pictures are for reference only

A Type



A2 Type
with Mounting Ear



C Type

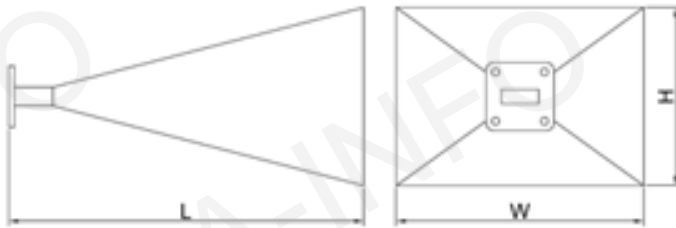


Technical Specification

Frequency Range(GHz)	18.0 - 26.5
Gain(dB)	25 Typ.
3dB Beamwidth(deg)	10 Typ.
Waveguide	WR42
Material	Cu
Output	A Type: FBP220 / C Type: SMA-F or 2.92mm-F
Size(mm) W x H x L	A Type: 104x85x271 / C Type: 104x85x296
Net Weight(Kg)	A Type: 0.50 Around / C Type: 0.55 Around

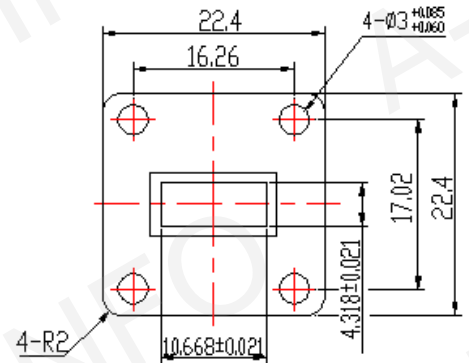
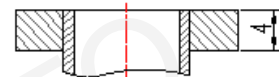
Outline Drawing (Size: mm)

A Type



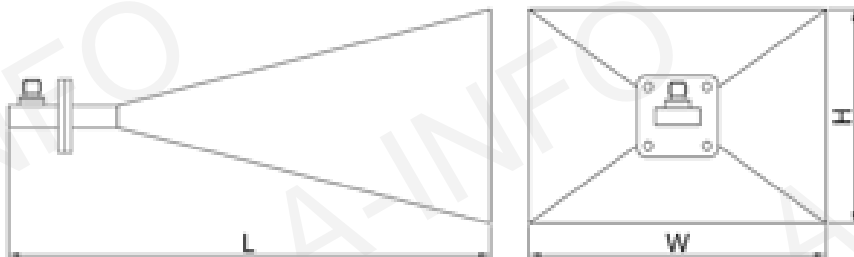
W x H x L: 104x85x271

Flange Drawing



FBP220

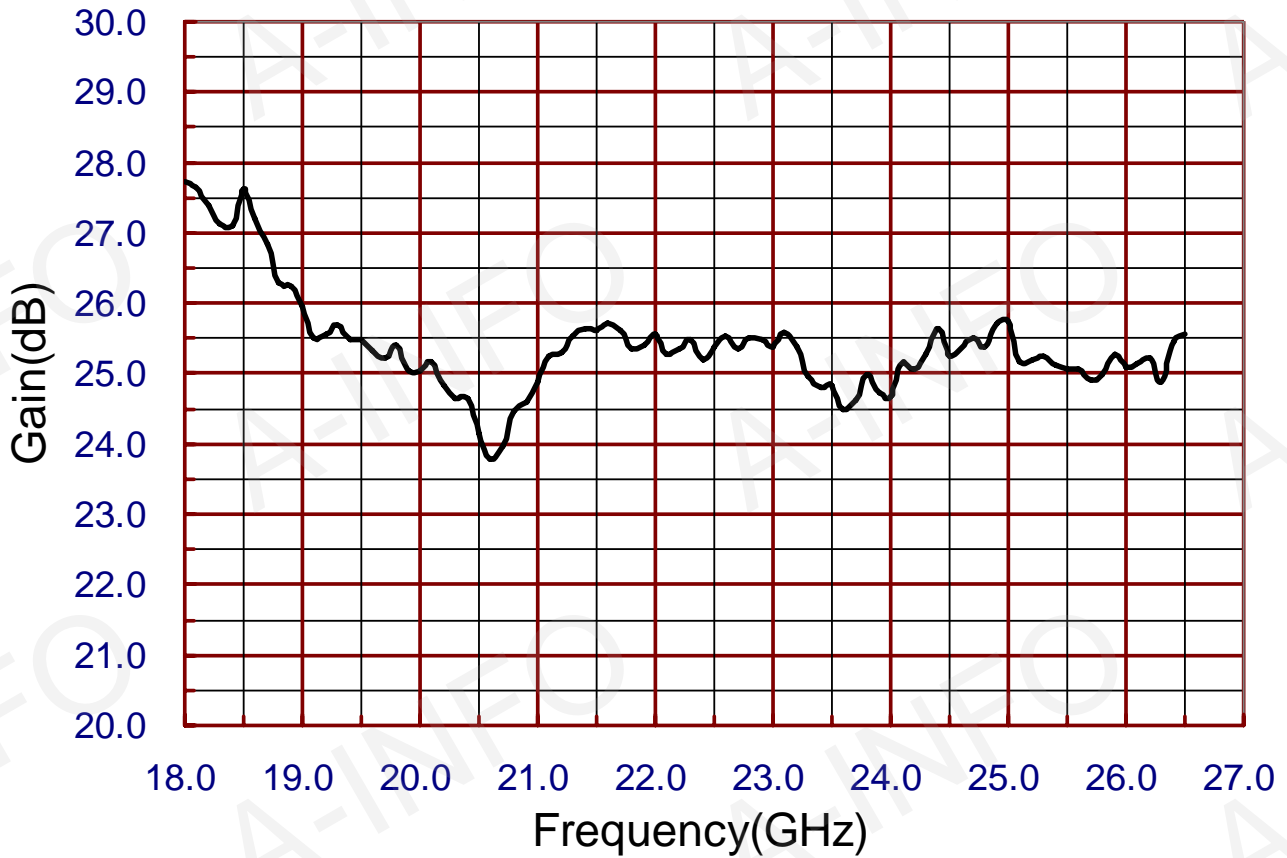
C Type



W x H x L: 104x85x296

Test Results

1. Gain

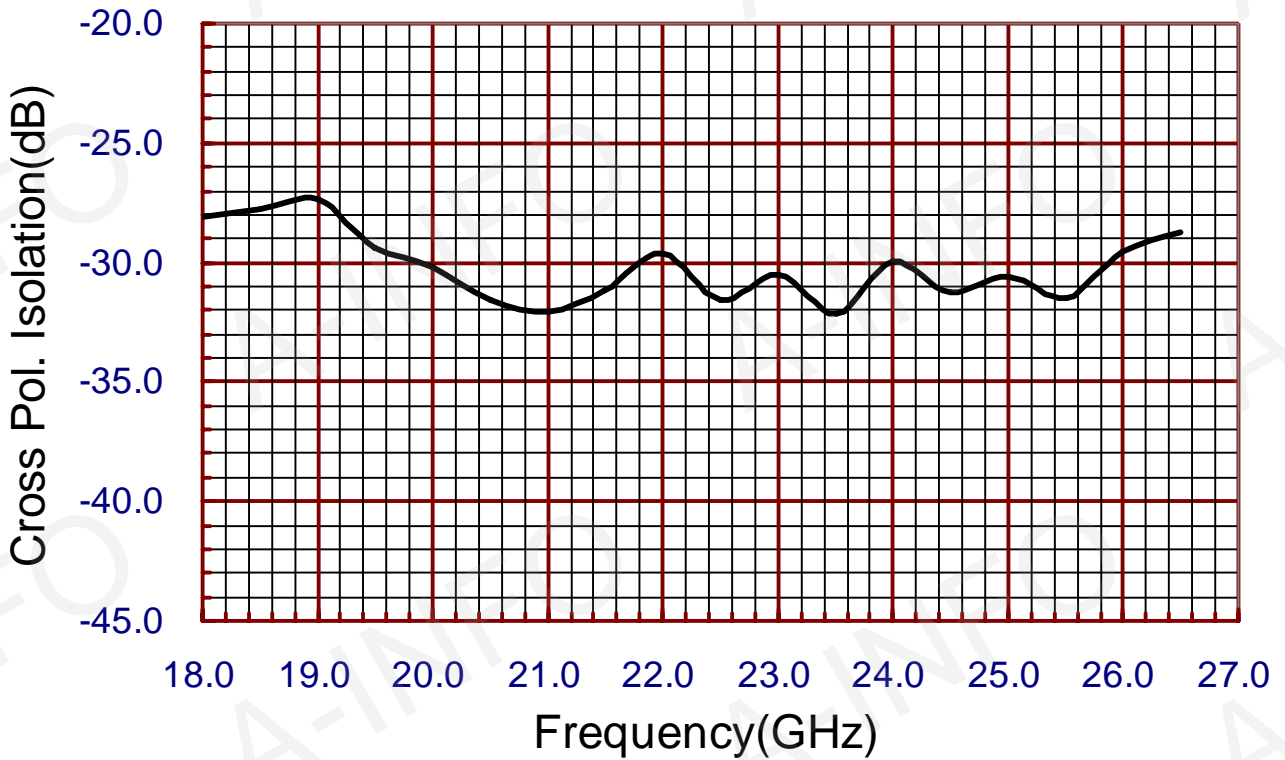


F(GHz)	18.0	18.5	19.0	19.5	20.0	20.5	21.0	21.5	22.0
(dB)	27.73	27.62	25.95	24.47	25.04	24.16	24.87	25.62	25.57
F(GHz)	22.5	23.0	23.5	24.0	24.5	25.0	25.5	26.0	26.5
G(dB)	25.39	25.38	24.82	24.67	25.25	25.74	25.07	25.08	25.56

2. VSWR



3. Cross Polarization Isolation



4. Pattern

