

The pictures are for reference only

A Type



A2 Type
with Mounting Ear



C Type

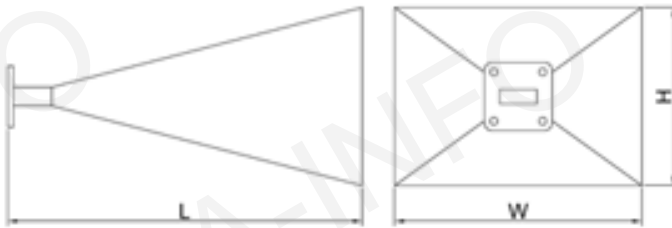


Technical Specification

Frequency Range(GHz)	22.0 - 33.0
Gain(dB)	25 Typ.
3dB Beamwidth(deg)	10 Typ.
Waveguide	WR34
Material	Cu
Output	A Type: FBP260 / C Type: 2.92mm-F
Size(mm) W x H x L	A Type: 92x72x220 / C Type: 92x72x245
Net Weight(Kg)	A Type: 0.35 Around / C Type: 0.40 Around

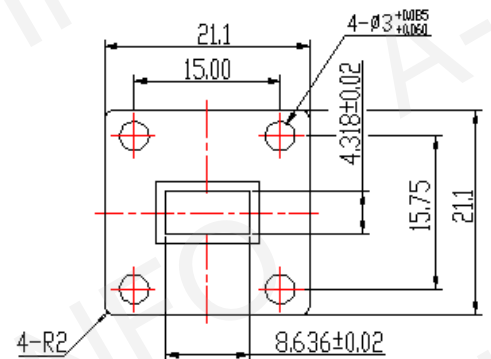
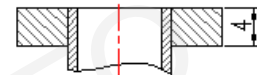
Outline Drawing (Size: mm)

A Type



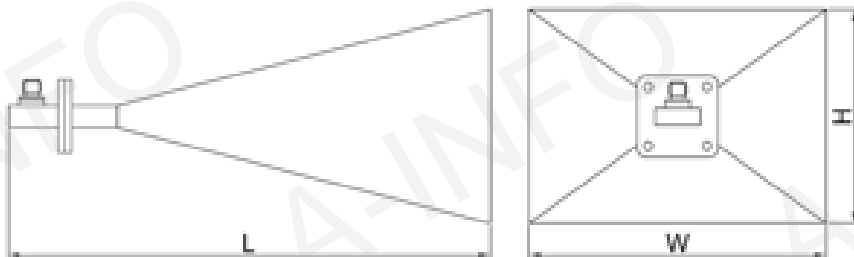
W x H x L: 92x72x220

Flange Drawing



FBP260

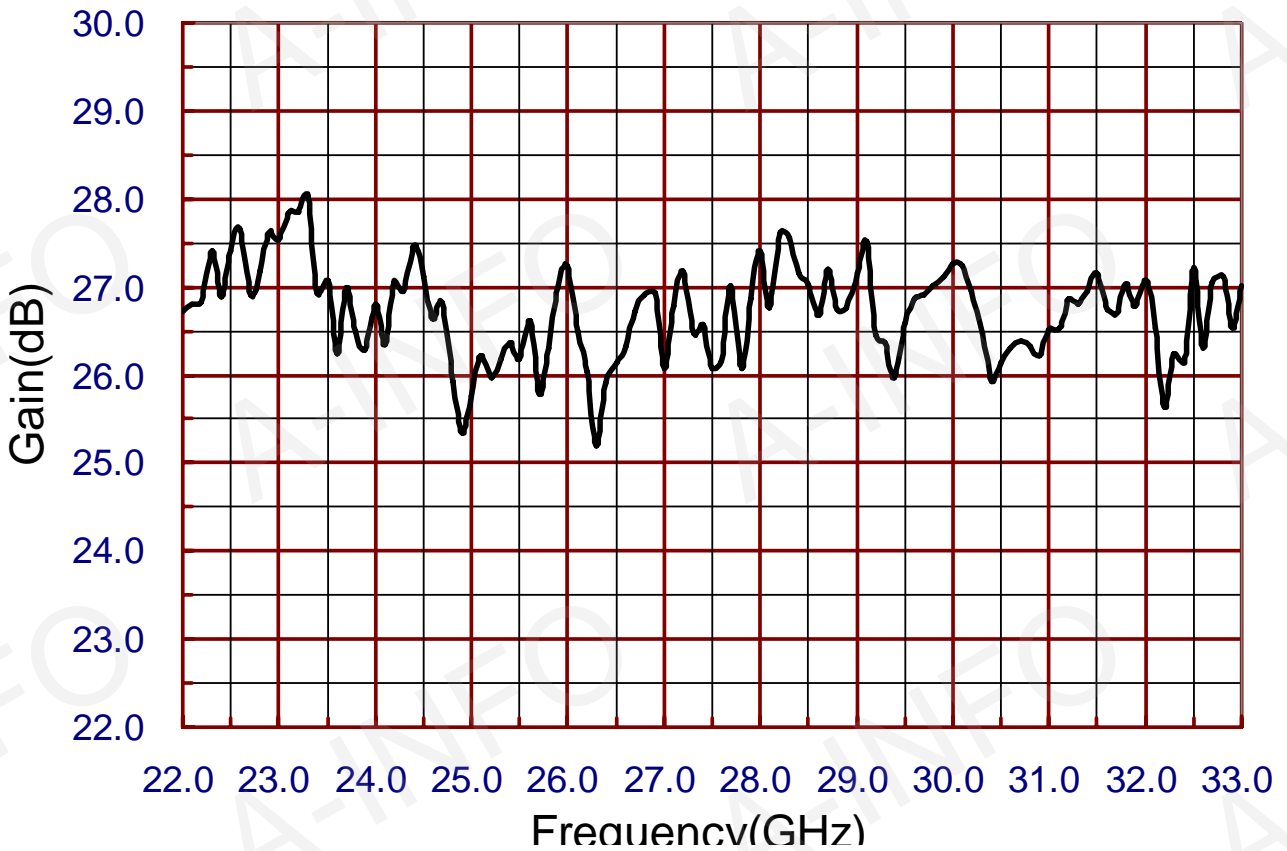
C Type



W x H x L: 92x72x245

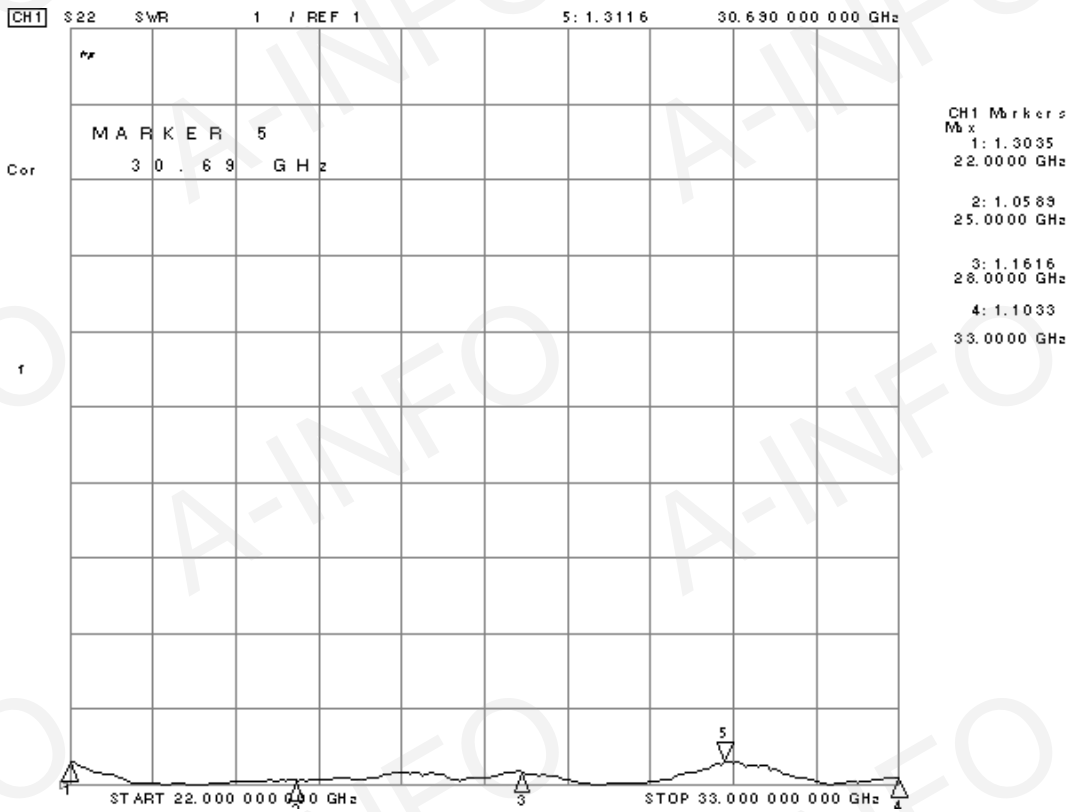
Test Results

1. Gain

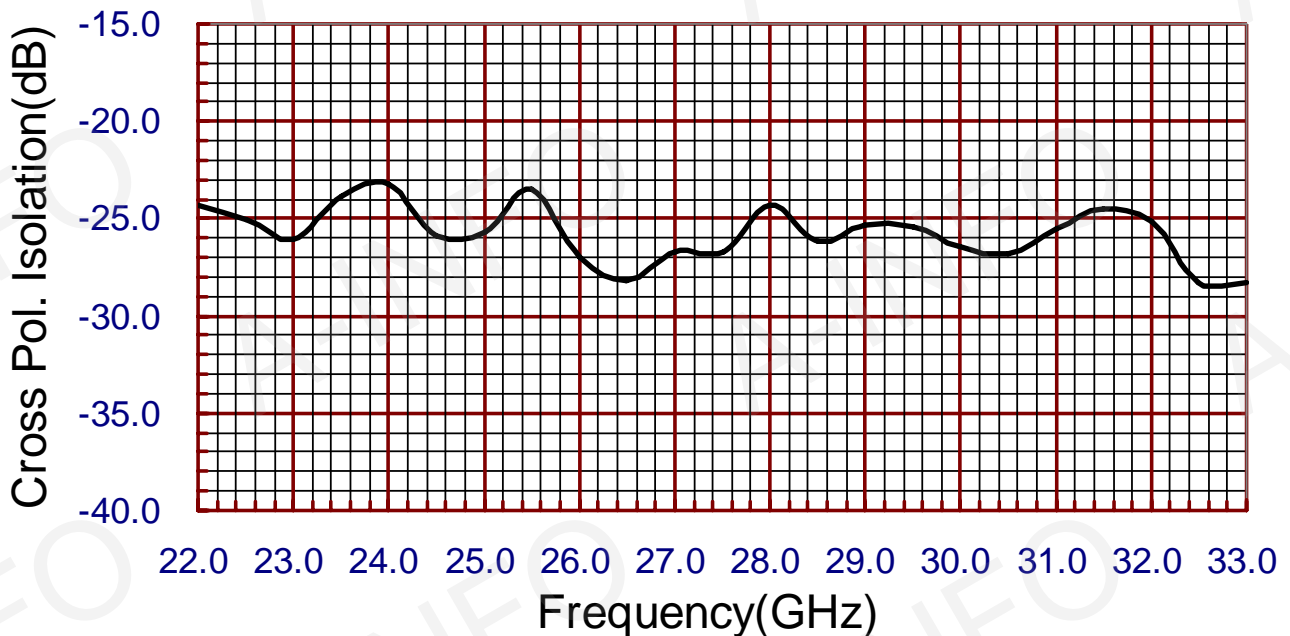


F(GHz)	22.0	22.5	23.0	23.5	24.0	24.5	25.0	25.5
G(dB)	26.72	27.41	27.53	27.08	26.81	27.12	25.75	26.18
F(GHz)	26.0	26.5	27.0	27.5	28.0	28.5	29.0	29.5
G(dB)	27.24	26.14	26.07	26.07	27.41	27.04	27.15	26.60
F(GHz)	30.0	30.5	31.0	31.5	32.0	32.5	33.0	
G(dB)	27.25	26.14	26.52	27.15	27.07	27.23	27.01	

2. VSWR



3. Cross Polarization Isolation



4. Pattern

