

A Type



C Type

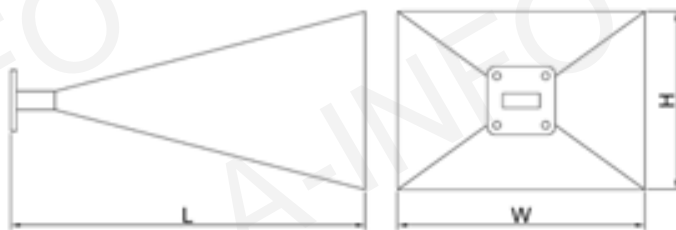


Technical Specification

Frequency Range(GHz)	3.30 - 4.90
Gain(dB)	20 Typ.
3dB Beamwidth(deg)	18 Typ.
Waveguide	WR229
Material	Al
Output	A Type: FDP40 / C Type: N-F or SMA-F
Size(mm) W x H x L	A Type: 345x264x388 / C Type: 345x264x453
Net Weight(Kg)	A Type: 1.7 Around / C Type: 2.0 Around

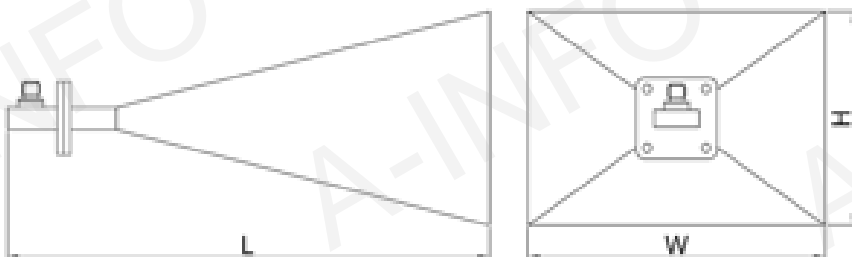
Outline Drawing (Size: mm)

A Type



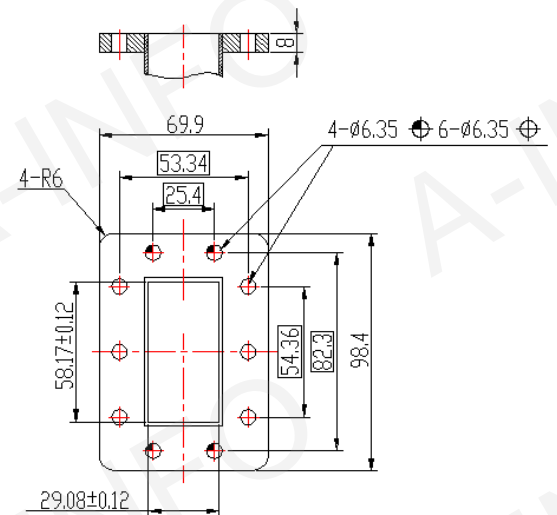
W x H x L: 345x264x388

C Type



W x H x L: 345x264x453

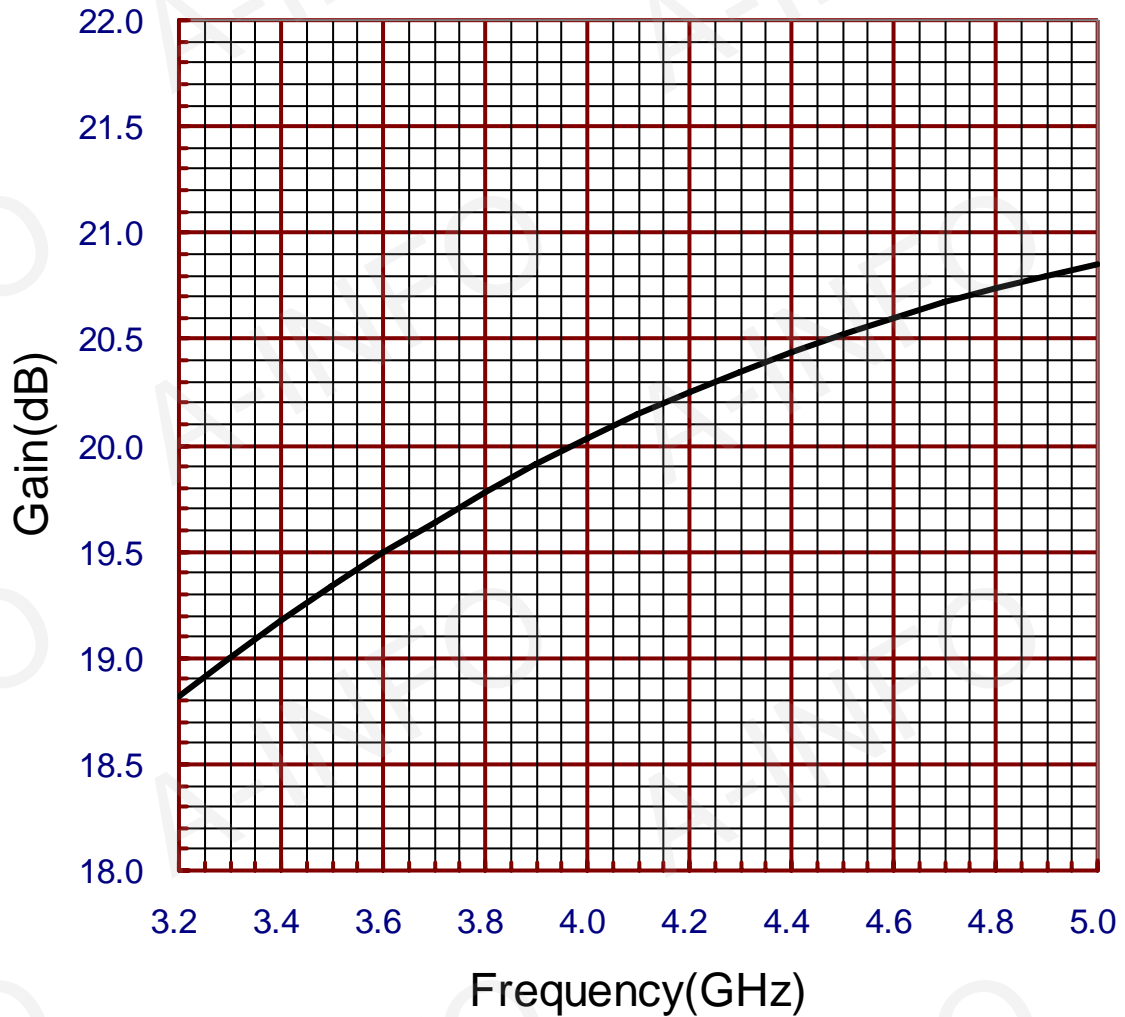
Flange Drawing



FDP40

Test Results

Gain



F(GHz)	G(dB)	F(GHz)	G(dB)	F(GHz)	G(dB)	F(GHz)	G(dB)
3.2	18.815	3.7	19.642	4.2	20.248	4.7	20.671
3.3	19.001	3.8	19.78	4.3	20.346	4.8	20.737
3.4	19.175	3.9	19.909	4.4	20.436	4.9	20.796
3.5	19.340	4.0	20.029	4.5	20.522	5.0	20.849
3.6	19.496	4.1	20.143	4.6	20.600		