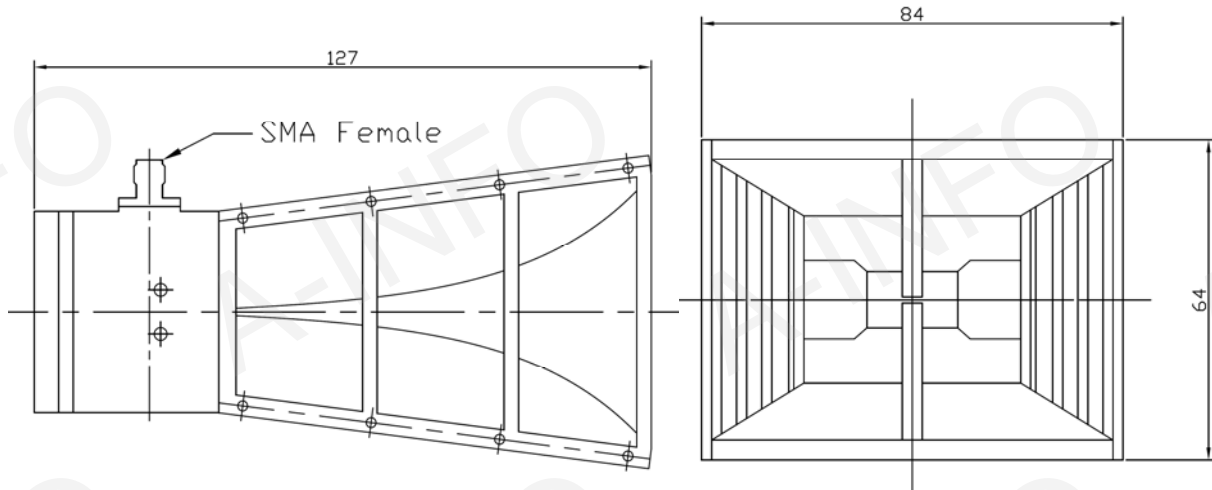


Technical Specification



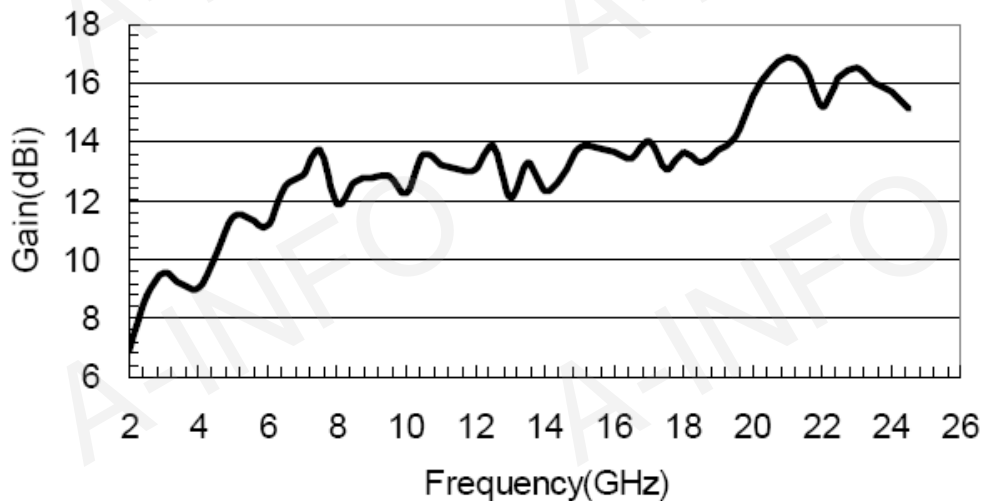
Frequency Range(GHz)	2.0 - 24.5
Gain(dBi)	13 Typ.
Polarization	Linear
VSWR	1.5:1 Typ.
	2.5:1 Max
Antenna Factor	See below chart
Connector	SMA-Female
Size(mm)	84 x 64 x 127
Net Weight(Kg)	0.35 Around

Outline Drawing (Size: mm)



Test Results

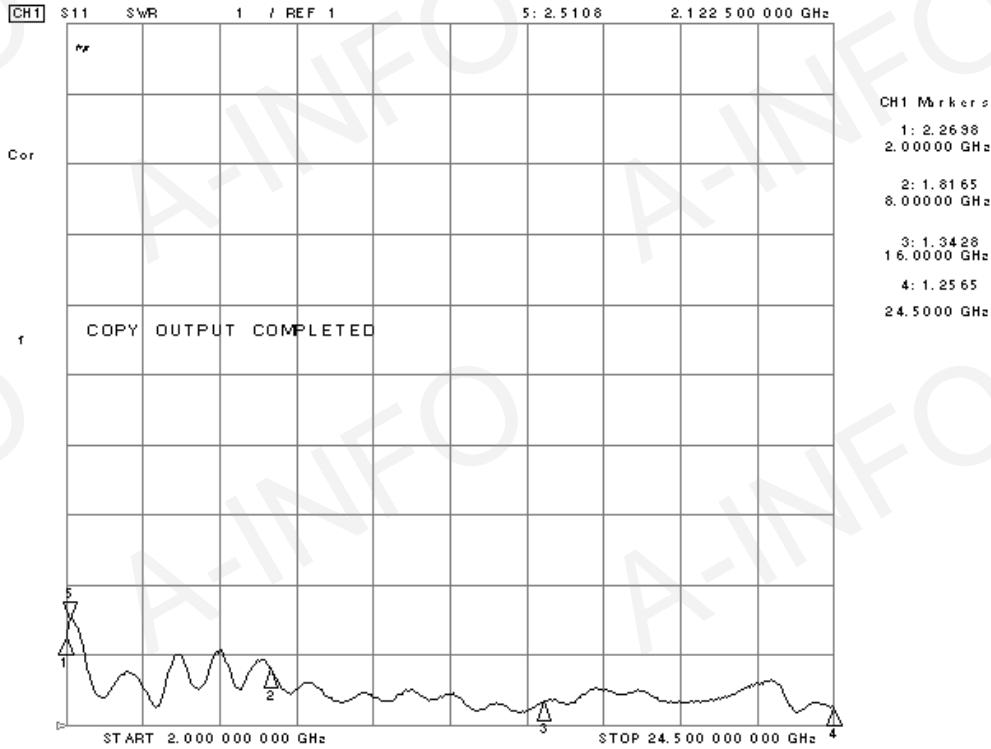
1. Gain



2. Antenna Factor (in 1m distance)

Frequency(MHz)		2000	2500	3000	3500	4000	4500	5000	5500	5725
Antenna Factor	H	31.59	31.76	32.41	32.62	33.21	33.00	33.77	34.94	34.97
	V	32.35	31.85	31.57	32.83	33.05	32.88	33.53	31.90	34.60
Frequency(MHz)		5800	5875	6000	6500	7000	7500	8000	8500	9000
Antenna Factor	H	34.99	35.02	35.04	35.23	35.26	35.94	36.26	36.04	35.94
	V	34.75	34.73	34.73	34.98	35.25	35.86	35.93	36.01	35.65
Frequency(MHz)		9500	10000	10500	11000	11450	11600	11750	12500	13000
Antenna Factor	H	36.02	36.05	36.79	36.59	36.80	37.08	37.35	38.20	38.05
	V	35.83	35.85	36.59	36.58	36.51	36.78	37.02	37.89	37.94
Frequency(MHz)		13500	14000	14500	15000	15500	16000	16500	17000	17175
Antenna Factor	H	38.42	38.80	38.72	39.02	39.23	39.28	39.55	39.35	39.45
	V	38.23	38.71	38.60	39.01	39.05	39.06	39.43	39.13	39.28
Frequency(MHz)		17400	17625	18000	18500	19000	20000	20500	21000	21500
Antenna Factor	H	39.59	39.62	39.57	39.77	39.57	39.30	39.42	39.59	40.00
	V	39.50	39.58	39.45	39.62	39.36	39.18	39.30	39.63	40.03
Frequency(MHz)		22000	22500	22900	23200	23500	24000	24500		
Antenna Factor	H	40.77	41.51	40.84	40.17	41.42	42.87	43.91		
	V	40.85	41.38	40.87	40.42	41.67	43.13	44.42		

3. VSWR



4. Pattern

