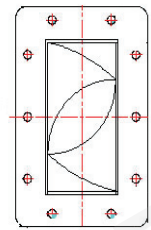
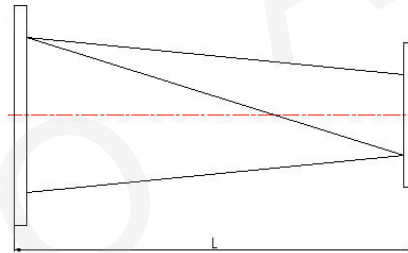
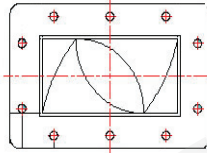


### Twist Waveguide



Standard Models

P/N	Frequency Range (GHz)	Waveguide	VSWR	Length (mm)	Flange	Material
430WTA-800	1.70-2.60	WR430	1.10	800	FDP22/FDM22	Al/Cu
340WTA-500	2.20-3.30	WR340	1.10	500	FDP26/FDM26	Al/Cu
284WTA-300	2.60-3.95	WR284	1.10	300	FDP32/FDM32	Al/Cu
229WTA-250	3.30-4.90	WR229	1.10	250	FDP40/FDM40	Al/Cu
187WTA-200	3.95-5.85	WR187	1.10	200	FDP48/FDM48	Al/Cu
159WTA-200	4.90-7.05	WR159	1.10	200	FDP58/FDM58	Al/Cu
137WTA-150	5.85-8.20	WR137	1.10	150	FDP70/FDM70	Al/Cu
112WTA-120	7.05-10.0	WR112	1.10	120	FBP84/FBM84/FBE84	Al/Cu
90WTA-100	8.20-12.4	WR90	1.10	100	FBP100/FBM100/FBE100	Al/Cu
75WTA-90	10.0-15.0	WR75	1.10	90	FBP120/FBM120/FBE120	Al/Cu
62WTA-75	12.4-18.0	WR62	1.10	75	FBP140/FBM140/FBE140	Al/Cu
51WTA-70	15.0-22.0	WR51	1.10	70	FBP180/FBM180/FBE180	Al/Cu
42WTA-60	18.0-26.5	WR42	1.10	60	FBP220/FBM220/FBE220	Al/Cu
34WTA-55	22.0-33.0	WR34	1.10	55	FBP260/FBM260/FBE260	Al/Cu
28WTA-55	26.5-40.0	WR28	1.10	55	FBP320/FBM320/FBE320	Al/Cu
22WTA-50	33.0-50.0	WR22	1.10	50	FUGP400	Cu
19WTA-50	40.0-60.0	WR19	1.10	50	FUGP500	Cu
15WTA-50	50.0-75.0	WR15	1.10	50	FUGP620	Cu
12WTA-50	60.0-90.0	WR12	1.10	50	FUGP740	Cu
10WTA-50	75.0-110.0	WR10	1.10	50	FUGP900	Cu

### Ordering Information

P/N:

**284**      **WTA**      -      **L**  
 WR Size      Product Code      Length (mm)

**Example:** 284WTA-300 is a WR284 twist waveguide. Length is 300mm.

AINFO manufactures wide variety of twist waveguide assemblies specially designed for every customers unique requirements. Twist Waveguide can be assembled with many types of flange. We also offer many other special configurations, length and hole size to meet special requirements.

Note:

1. Customization is available;
2. For detailed information of each twist waveguide, please visit the website: [www.ainfoinc.com](http://www.ainfoinc.com).