


Microwave/RF Components

Frequency Synthesizers

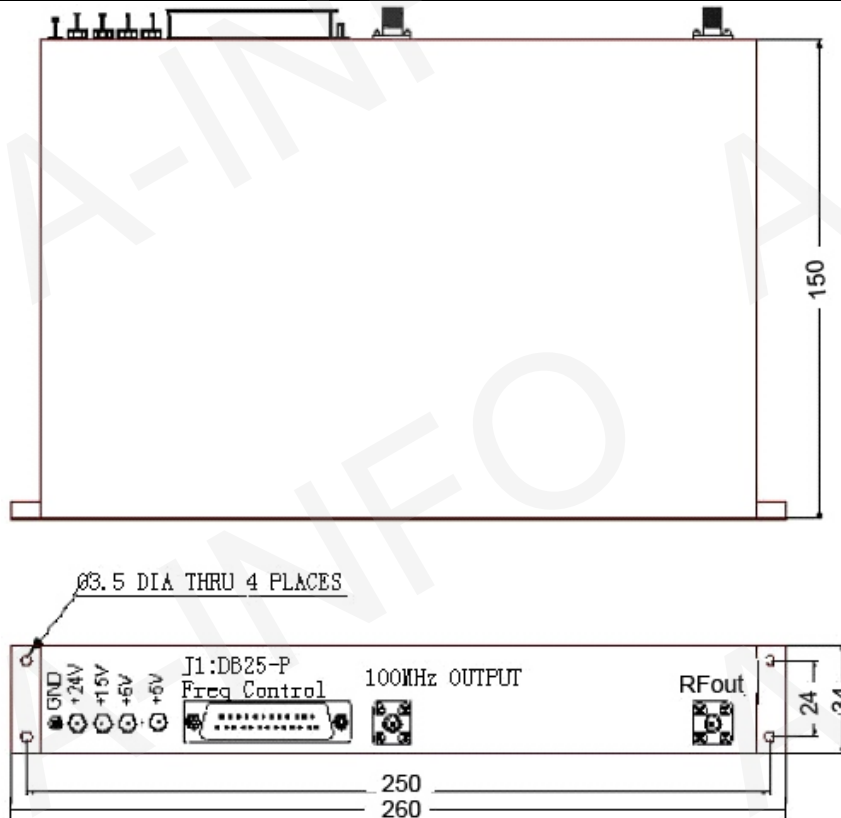
Outline Drawings(Size: mm)

Frequency Control Port J1: TTL Control (J30J-P or DB25-P)

PIN Number	Item	Description
1-16	F0-F15	Frequency Code F0-F15 3.3-5V level
17	LD	Lock Indication
18-24	NC	NC (Self Test, Non-connection)
25	GND	Ground




MFS-1



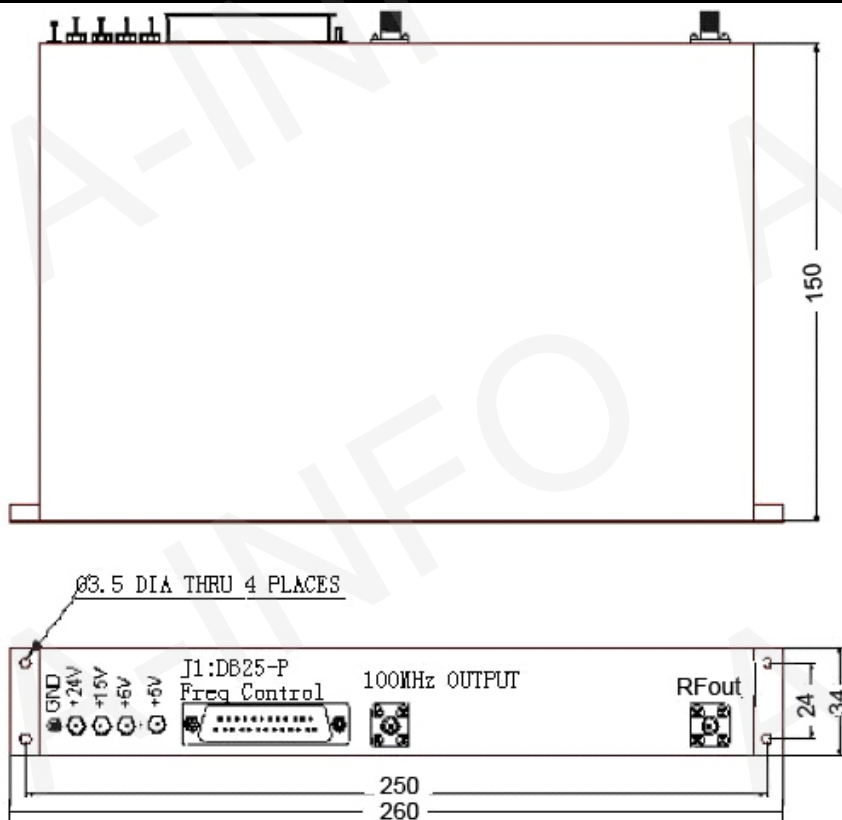
MFS-2(with additional switch filter option)

Frequency Control Port J1: TTL Control (J30J-P or DB25-P)

PIN Number	Item	Description
1-16	F0-F15	Frequency Control, PI0,SPI,RS232,RS485 protocol
17	LD	Lock Indication
18-24	NC	NC (Self Test, Non-connection)
25	GND	Ground



DFS-1



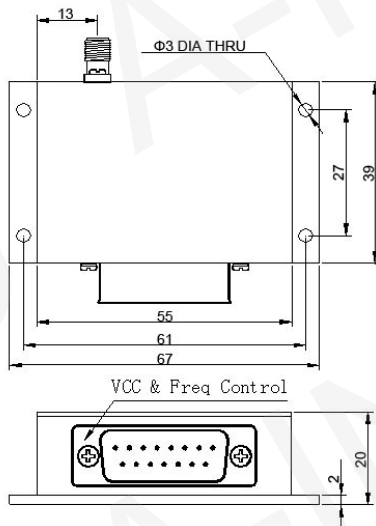
DFS-2(with additional switch filter option)

Frequency Control Port(DB15 PIN)

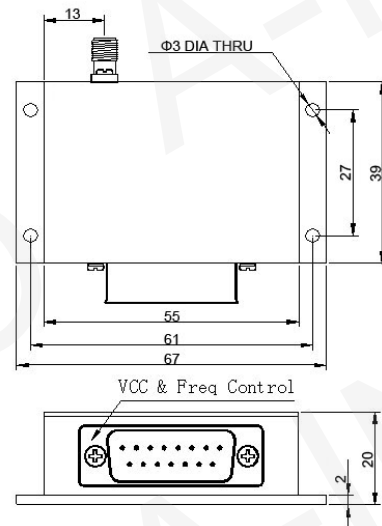
PIN Number	Item	Description
1-9	F0-F8	Parallel Frequency Code F0-F8, 3.3-5V, TTL level
10	GND	Ground
11,12	VCC	Power Supply
13	LD	Lock Indication
14,15	NC	NC(Self Test, Non-connection)

Frequency Control Port(DB15 PIN)

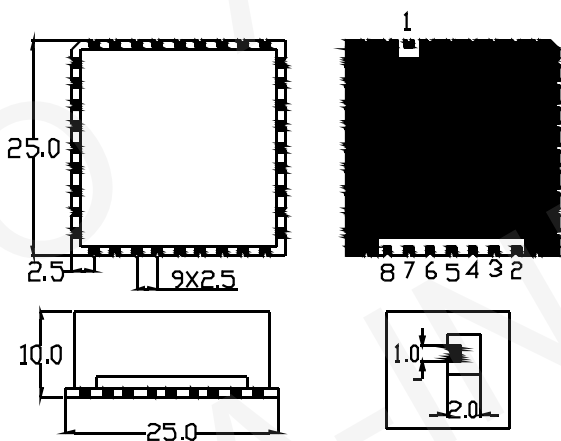
PIN Number	Item	Description
1-9	F0-F8	Frequency Control, PI0, SPI, RS232, RS485 protocol choice
10	GND	Ground
11,12	VCC	Power Supply
13	LD	Lock Indication
14,15	NC	NC(Self Test, Non-connection)



UFS-1



KFS-1



1:RFout	5:LE
2:REFin	6:LD
3:CLK	7:+5V
4:DATA	8:+12V

SFS-1